



LIDGET *Compton*
The Best Concrete Garage



GARDEN ROOMS

A contemporary range of Apex & Pent Canopy Roof Garden Rooms with a wide range of stylish features

lidget.co.uk



Create a sanctuary of your own in your garden with the Lidget Compton garden room range. This stylish range of Apex & Pent canopy roof buildings meaning no treating and painting every year! Manufactured from robust and sturdy concrete panels these buildings are also built to last! So your room can be all those things and more!

Apex Garden Rooms

Our range of Apex Garden Rooms can be customised with a wide range of door, window and colour options. There is also a choice of different apex roof styles and wall finishes, such as our patented sectional brick & stone and our timber effect PVCu cladding.

Available from 8' (2.44m) wide and long, there's a size to suit most garden spaces.

Every Lidget Compton garden room comes with a no nonsense 10 year structural guarantee for extra peace of mind.



Key Standard Features

Standard garden room pictured below

Main Door - White PVCu double patio doors

Windows & Glazing - Two white PVCu full height glazed units:

- 1'0" (0.30m) wide included on 8' wide buildings
- 1'6" (0.46m) wide included on 9' wide buildings
- 2'0" (0.61m) wide included on 10'/11'/12 wide buildings

Roof - 12.5° pitch roof with coloured fibre cement roof sheets


Wall Finish - Standard spar chipping

Fascias & vergeboards - White PVCu

Gutters - Choice of white, black or brown PVC guttering

Other - Sand/cement fillet

ROOF COLOURS



APEX GARDEN ROOMS

Spar

Brick/Stone effect

Garaclad

Building width

		8' (2.43m)			9' (2.74m)			10' (3.04m)			11' (3.34m)			12' (3.65m)		
Length	8' (2.43m)	7310	9390	10040	7510	9670	10345	7841	10081	10781	7959	10359	11109	8077	10637	11437
	10' (3.04m)	7597	9997	10747	7764	10244	11019	8062	10622	11422	8202	10922	11772	8342	11222	12122
	12' (3.65m)	7873	10593	11443	8062	10862	11737	8382	11262	12162	8553	11593	12543	8723	11923	12923
	14' (4.26m)	8495	11535	12485	8767	11887	12862	9170	12370	13370	9423	12783	13833	9676	13196	14296

Buildings are supplied as standard with PVCu doors, glazed window units, fascias and guttering making them virtually maintenance free, if you are looking for a home office, art & craft room, playroom, home gym, music studio, or just a relaxing space a Lidget Compton garden

Pent Canopy Roof Garden Rooms

This stylish new range of Pent roof Garden Rooms are finished in a maintenance free timber effect PVCu cladding available in a wide range of colours.

Featuring an attractive canopy fascia, they are also supplied with high quality PVCu doors and PVCu glazed window units, and are available in a range of different sizes.

These buildings can be customised with the full range of Lidget Compton extras and options.



Key Standard Features

Main Door - White PVCu double patio doors

Windows & Glazing - Two white PVCu full height glazed units:

1'0" (0.30m) wide on 8' wide buildings

2'0" (0.61m) wide on 10'/12'/14'/16' wide buildings


Canopy Roof - Galvanised steel roof sheets with anti condensation lining mounted on C-section rafters

Wall Finish - Timber effect PVCu cladding

Gutters - Choice of white, black or brown PVC guttering

Other - Sand/cement fillet

Timber Effect PVC Cladding Wall Finish Colour Options



PENT CANOPY GARDEN ROOM PRICES

Building width

		8' (2.43m)	10' (3.04m)	12' (3.65m)	14' (4.26m)	16' (4.88m)
Length	8' (2.43m)	10151	10850	11481	12518	13555
	10' (3.04m)	10772	11494	12157	13310	14490
	12' (3.65m)	11383	12137	12933	14163	15530


OPTIONS & ACCESSORIES

Main Door	White PVCu (unless stated)	Coloured PVCu
Full height (no midrail)		
Glazed 4' (1.22m)	Included as std (£1445)	1930
Panelled 4' (1.22m)	1445	1930
Full height (midrail)		
Glazed 4' (1.22m)	1490	1990
Under midrail panelled 4' (1.22m)	1490	1990
Panelled 4' (1.22m)	1490	1990
Personnel Door (PVCu, all O/A frame)		
Half Glazed White 3'	795	-
Half Glazed White 3'6"	860	-
Half Glazed Golden Oak/Rosewood 3'	1200	-
Half Glazed Golden Oak/Rosewood 3'6"	1250	-

Fixed PVCu Panel PVCu frame options available.	White PVCu	Coloured PVCu
Full height Glazed 1' (0.30m)	183	201
Full height Glazed 1'6" (0.46m)	219	256
Full height Glazed 2' (0.61)	292	310
Full height (midrail)		
Glazed 1' (0.30m)	201	256
Glazed 1'6" (0.46)	219	274
Glazed 2' (0.61m)	274	329
Half Glazed 1' (0.30m)	183	438
Half Glazed 1'6" (0.46)	201	456
Half Glazed 2' (0.61m)	256	511
Fully Panelled 1' (0.30m)	183	621
Fully Panelled 1'6" (0.46)	201	675
Fully Panelled 2' (0.61m)	237	712

PVCu Fascia and Vergeboard Not applicable to Pent canopy buildings						
Golden Oak/Rosewood/Anthracite		200				
Windows (PVCu)		2'	4'			
Fixed White		200	250			
Opening White		260	300			
Fixed Golden Oak/Rosewood/Anthracite		280	320			
Opening Golden Oak/Rosewood/Anthracite		340	390			
Others						
Lining clips (pack of 12)		25				
Translucent roof sheet (each)		95				
Building width		8'	9'	10'	11'	12'
Partition wall		305	340	380	420	455

Sectional Brick & Stone Wall Finish Colour Options






Timber Effect PVC Cladding Wall Finish Colour Options



ALTERNATIVE ROOF OPTIONS FOR APEX BUILDINGS



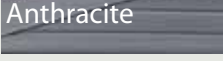


Two alternative roof styles are available. Simply add the upgrade price from the relevant box below to your chosen basic building price.

Apex 15 Roof		Width ▶	8'	9'	10'	11'	12'	
15° pitch roof with bold roll profile fibre cement roof tiles in terracotta.			Building length	8'	480	600	720	
		10'		600	750	900	1050	1200
		12'		720	900	1080	1260	1440
		14'		840	1050	1260	1470	1680

Apex 20 Roof		Width ▶	8'	9'	10'	11'	12'	
20° pitch, felt lined roof with galvanised steel pantile profile roof tiles. Colours;			Building length	8'	704	880	1056	
		10'		880	1100	1320	1540	1760
		12'		1056	1320	1584	1848	2112
		14'		1232	1540	1848	2156	2464

Special Package Offer

For the ultimate **Apex Garden Room** why not choose our special package offer?

Upgrade to woodgrain laminate features in either Golden Oak or Rosewood, or contemporary Anthracite and save on the individually priced items! Once you've chosen your building, simply add the package price to your building price.	✓ Coloured PVCu fascias ✓ Coloured PVCu Main door (fully glazed) ✓ Coloured PVCu Frames (fully glazed)	Facias   	Main Door 	Glazed Frames 									
	Choice of; Golden Oak/Rosewood/Anthracite												
	<table border="1"> <tr> <td>8'</td> <td>9'</td> <td>10'</td> <td>11'</td> <td>12'</td> </tr> <tr> <td>620</td> <td>653</td> <td>620</td> <td>620</td> <td>620</td> </tr> </table>	8'	9'	10'	11'	12'	620	653	620	620	620		
8'	9'	10'	11'	12'									
620	653	620	620	620									

Prices in the Lidget Compton price guide all include delivery and installation. Delivery is to mainland England, Scotland and Wales, and includes carrying your building up to 25 yards (23 metres) on a reasonable surface from our parked lorry to your concrete base. We are unable to deliver through your house or outbuildings for safety reasons. Prices include VAT at the current rate of 20%. Should this rate change, we reserve the right to adjust prices accordingly. Prices include installation of options ordered at the time of ordering the building. Options ordered after delivery and installation will be quoted separately. **Sizes quoted are external measurements.** Information correct at time of printing. Terms & conditions apply. We reserve the right to change product specification without notice. E&OE.

Lidget Compton, Albion Drive, Thurnscoe, South Yorkshire, S63 0BA
Tel. 01709 881844 - Email. sales@lidget.co.uk - Web. lidget.co.uk